

SUMMARY OF APPROPRIATIONS, ALLOTMENTS, OBLIGATIONS, DISBURSEMENTS AND BALANCES BY OBJECT OF EXPENDITURES

As at the Quarter Ending September 30, 2022

Department : Department of Health (DOH)
Agency : Office of the Secretary
Operating Unit : Metro Manila Centers for Health Development
Organization Code (IUACS) : 13 001 0300013
Fund Cluster : 01 Regular Agency Fund

Table with 2 columns: Category (Current Year Appropriations, Supplemental Appropriations, Continuing Appropriations) and Value (X).

(e.g. IUACS Fund Cluster: 01-Regular Agency Fund, 02-Foreign Assisted Projects Fund, 03-Special Account-Locally Funded/Domestic Grants Fund, and 04-Special Account-Foreign Assisted/Foreign Grants Fund)

Main data table with columns: Particulars, IUACS CODE, Appropriations, Allotments, Adjustments, Obligations (1st-4th Quarter, TOTAL), Disbursements (1st-4th Quarter, TOTAL), and Balances (Unreleased, Unobligated, Unpaid Obligations).

Department : Department of Health (DOH)
 Agency : Office of the Secretary
 Operating Unit : Metro Manila Centers for Health Development
 Organization Code (IUACS) : 13 001 0300013
 Fund Cluster : 01 Regular Agency Fund
 (e.g. IUACS Fund Cluster: 01-Regular Agency Fund, 02-Foreign Assisted Projects Fund, 03-Special Account-Locally Funded/Domestic Grants Fund, and 04-Special Account-Foreign Assisted/Foreign Grants Fund)

X	Current Year Appropriations
	Supplemental Appropriations
	Continuing Appropriations

Particulars	IUACS CODE	Appropriations							Obligations							Disbursements					Balances							
		Authorized Appropriations	Adjustments (Transfer To/From, Modifications/ Augmentations)	Adjusted Appropriations	Allotments Received	Adjustments (Reductions, Modifications/ Augmentations)	Transfer To	Transfer From	Adjusted Allotments	1st Quarter	2nd Quarter	3rd Quarter	4th Quarter	TOTAL	1st Quarter	2nd Quarter	3rd Quarter	4th Quarter	TOTAL	Unreleased Appropriations	Unobligated Allotments	Unpaid Obligations (15-20)-(23+24)						
										Ending March 31	Ending June 30	Ending Sept. 30	Ending Dec. 31		Ending March 31	Ending June 30	Ending Sept. 30	Ending Dec. 31				Due and Demandable	Not Yet Due and Demandable					
										10=([8+]-[7]+[8])	11	12	13		14	15=([11+12+13+14])	16	17				18	19	20=([16+17+18+19])	21=(5-10)	22=(10-15)	23	24
1	2	3	4	5=(3+4)	6	7	8	9	10=([8+]-[7]+[8])	11	12	13	14	15=([11+12+13+14])	16	17	18	19	20=([16+17+18+19])	21=(5-10)	22=(10-15)	23	24					
Lump-sum for Step Increments - Length of Service	5010496010	197,000.00	(60,000.00)	137,000.00	197,000.00	(60,000.00)	0.00	0.00	137,000.00	0.00	0.00	0.00	0.00	0.00	0.00	0.00	0.00	0.00	0.00	0.00	0.00	0.00	137,000.00	0.00	0.00	0.00	0.00	
Loyalty Award - Civilian	5010496015	0.00	60,000.00	60,000.00	0.00	60,000.00	0.00	0.00	60,000.00	50,000.00	0.00	10,000.00	0.00	60,000.00	50,000.00	0.00	10,000.00	0.00	60,000.00	0.00	0.00	0.00	0.00	60,000.00	0.00	0.00	0.00	0.00
Other Personal Benefits	5010496099	0.00	27,003,062.50	27,003,062.50	0.00	0.00	0.00	27,003,062.50	27,003,062.50	3,587,812.50	8,293,781.25	14,013,468.75	0.00	26,885,062.50	655,312.50	12,222,831.94	14,013,468.75	0.00	26,891,413.19	0.00	108,000.00	0.00	3,649.31	0.00	0.00	0.00	0.00	0.00
Maintenance and Other Operating Expenses		361,346,000.00	3,159,342,844.45	3,520,688,844.45	361,346,000.00	0.00	(10,680,700.00)	3,170,033,544.45	3,520,688,844.45	672,311,630.74	924,812,865.21	1,078,825,339.65	0.00	2,676,049,835.55	177,478,193.34	446,642,872.15	1,239,195,723.64	0.00	4,443,889,031.34	0.00	844,639,008.90	0.00	0.00	0.00	0.00	812,735,047.02	0.00	
Traveling Expenses	5020100000	496,000.00	925,212.98	1,421,212.98	496,000.00	0.00	0.00	1,421,212.98	1,421,212.98	20,084.00	336,693.52	306,897.66	0.00	663,675.16	20,084.00	225,423.52	348,047.56	0.00	993,555.08	0.00	261,537.80	0.00	0.00	0.00	0.00	70,120.10	0.00	
Traveling Expenses - Local	5020101000	496,000.00	925,212.98	1,421,212.98	496,000.00	0.00	0.00	1,421,212.98	1,421,212.98	20,084.00	336,693.52	306,897.66	0.00	663,675.16	20,084.00	225,423.52	348,047.56	0.00	993,555.08	0.00	261,537.80	0.00	0.00	0.00	0.00	70,120.10	0.00	
Traveling and Scholarship Expenses	5020200000	15,724,000.00	41,722,054.35	57,446,054.35	15,724,000.00	0.00	0.00	57,446,054.35	57,446,054.35	12,581,311.50	20,356,077.35	23,676,621.14	0.00	56,614,009.99	2,655,960.00	17,540,064.80	16,894,140.64	0.00	77,160,034.83	0.00	822,044.34	0.00	0.00	0.00	0.00	19,487,154.53	0.00	
Training Expenses	5020201000	15,124,000.00	30,708,992.85	45,832,992.85	15,124,000.00	0.00	0.00	45,832,992.85	45,832,992.85	1,582,750.00	20,344,077.35	23,639,921.14	0.00	45,566,748.49	146,150.00	9,039,303.30	16,894,140.64	0.00	67,606,242.48	0.00	266,244.36	0.00	0.00	0.00	0.00	19,487,154.53	0.00	
Training Expenses	5020201002	15,124,000.00	30,708,992.85	45,832,992.85	15,124,000.00	0.00	0.00	45,832,992.85	45,832,992.85	1,582,750.00	20,344,077.35	23,639,921.14	0.00	45,566,748.49	146,150.00	9,039,303.30	16,894,140.64	0.00	67,606,242.48	0.00	266,244.36	0.00	0.00	0.00	0.00	19,487,154.53	0.00	
Scholarship Grants/Expenses	5020202000	600,000.00	11,013,061.50	11,613,061.50	600,000.00	0.00	0.00	11,613,061.50	11,613,061.50	10,998,561.50	12,000.00	36,700.00	0.00	11,047,261.50	2,509,800.00	8,500,761.50	36,700.00	0.00	14,554,763.00	0.00	565,800.00	0.00	0.00	0.00	0.00	669,729,294.74	0.00	
Supplies and Materials Expenses	5020300000	163,419,000.00	4,495,833.24	167,914,833.24	163,419,000.00	0.00	0.00	167,914,833.24	167,914,833.24	11,068,973.83	14,114,471.25	37,248,033.51	0.00	142,429,478.59	554,394.00	30,778,394.57	30,778,394.57	0.00	235,650,336.65	0.00	25,455,354.65	0.00	0.00	0.00	0.00	1,856,187.43	0.00	
Office Supplies Expenses	5020301000	7,190,000.00	1,064,840.02	8,254,840.02	7,190,000.00	0.00	0.00	8,254,840.02	8,254,840.02	141,555.00	1,879,220.72	1,750,082.38	0.00	3,770,858.10	35,325.00	348,070.52	1,733,275.15	0.00	6,324,456.85	0.00	4,483,981.92	0.00	0.00	0.00	0.00	1,856,187.43	0.00	
Office Supplies Expenses	5020301002	7,190,000.00	1,064,840.02	8,254,840.02	7,190,000.00	0.00	0.00	8,254,840.02	8,254,840.02	141,555.00	1,879,220.72	1,750,082.38	0.00	3,770,858.10	35,325.00	348,070.52	1,733,275.15	0.00	6,324,456.85	0.00	4,483,981.92	0.00	0.00	0.00	0.00	1,856,187.43	0.00	
Accountable Forms Expenses	5020302000	26,000.00	49,900.00	75,900.00	26,000.00	0.00	0.00	75,900.00	75,900.00	8,000.00	12,000.00	37,900.00	0.00	57,900.00	8,000.00	12,000.00	37,900.00	0.00	113,800.00	0.00	16,000.00	0.00	0.00	0.00	0.00	17,635,325.70	0.00	
Drugs and Medicines Expenses	5020307000	41,465,000.00	(6,865,900.76)	34,599,099.24	41,465,000.00	0.00	0.00	34,599,099.24	34,599,099.24	17,635,325.70	1,122,816.00	0.00	0.00	18,768,141.70	0.00	561,408.00	561,408.00	0.00	19,912,955.70	0.00	15,840,967.54	0.00	0.00	0.00	0.00	17,635,325.70	0.00	
Medical, Dental and Laboratory Supplies Expenses	5020308000	107,463,000.00	8,837,810.11	116,300,810.11	107,463,000.00	0.00	0.00	116,300,810.11	116,300,810.11	72,598,480.25	8,178,315.14	33,410,526.64	0.00	114,187,316.03	4,952.50	38,894,332.09	27,157,549.29	0.00	191,239,145.95	0.00	68,090,833.88	0.00	1,913,494.80	0.00	0.00	48,900,482.15	0.00	
Fuel, Oil and Lubricants Expenses	5020309000	500,000.00	1,010,866.40	1,510,866.40	500,000.00	0.00	0.00	1,510,866.40	1,510,866.40	416,337.88	684,988.94	403,220.49	0.00	1,504,547.31	416,337.88	600,968.94	405,040.49	0.00	2,931,890.62	0.00	6,119.09	0.00	0.00	0.00	0.00	62,200.00	0.00	
Semi-Expendable Machinery and Equipment Expenses	5020321000	530,000.00	845,008.00	1,375,008.00	530,000.00	0.00	0.00	1,375,008.00	1,375,008.00	253,619.00	577,881.00	120,535.00	0.00	952,035.00	75,919.00	622,647.00	88,145.00	0.00	1,658,527.00	0.00	422,973.00	0.00	0.00	0.00	0.00	165,323.80	0.00	
Office Equipment	5020321002	90,000.00	150,190.00	240,190.00	90,000.00	0.00	0.00	240,190.00	240,190.00	77,000.00	105,790.00	0.00	0.00	182,790.00	0.00	17,600.00	73,400.00	0.00	363,990.00	0.00	57,400.00	0.00	0.00	0.00	0.00	69,220.00	0.00	
Information and Communications Technology Equipment	5020321003	367,000.00	596,249.00	963,249.00	367,000.00	0.00	0.00	963,249.00	963,249.00	200,869.00	427,381.00	14,745.00	0.00	642,995.00	23,169.00	605,047.00	14,745.00	0.00	1,325,196.00	0.00	300,254.00	0.00	0.00	0.00	0.00	33.80	0.00	
Disaster Response and Rescue Equipment	5020321008	0.00	73,500.00	73,500.00	0.00	0.00	0.00	73,500.00	73,500.00	0.00	0.00	0.00	0.00	73,500.00	0.00	0.00	0.00	0.00	147,000.00	0.00	0.00	0.00	0.00	0.00	0.00	73,500.00	0.00	
Medical Equipment	5020321010	0.00	52,750.00	52,750.00	0.00	0.00	0.00	52,750.00	52,750.00	0.00	0.00	0.00	0.00	52,750.00	0.00	0.00	0.00	0.00	105,500.00	0.00	0.00	0.00	0.00	0.00	0.00	0.00	0.00	
Other Machinery and Equipment	5020321099	73,000.00	(27,681.00)	45,319.00	73,000.00	0.00	0.00	45,319.00	45,319.00	0.00	0.00	0.00	0.00	45,319.00	0.00	0.00	0.00	0.00	90,181.00	0.00	45,319.00	0.00	0.00	0.00	0.00	0.00	0.00	
Semi-Expendable Furniture, Fixtures and Books Expenses	5020322000	215,000.00	284,000.00	499,000.00	215,000.00	0.00	0.00	499,000.00	499,000.00	69,000.00	48,400.00	0.00	0.00	117,400.00	0.00	0.00	69,000.00	0.00	234,800.00	0.00	166,000.00	0.00	0.00	0.00	0.00	48,400.00	0.00	
Furniture and Fixtures	5020322001	215,000.00	284,000.00	499,000.00	215,000.00	0.00	0.00	499,000.00	499,000.00	69,000.00	48,400.00	0.00	0.00	117,400.00	0.00	0.00	69,000.00	0.00	234,800.00	0.00	166,000.00	0.00	0.00	0.00	0.00	48,400.00	0.00	
Other Supplies and Materials Expenses	5020399000	6,040,000.00	(355,490.53)	5,684,509.47	6,040,000.00	0.00	0.00	5,684,509.47	5,684,509.47	15,659.00	1,560,249.46	1,475,375.00	0.00	3,081,288.45	13,890.00	281,967.95	684,076.64	0.00	979,904.59	0.00	2,603,229.02	0.00	2,101,375.86	0.00	0.00	0.00	0.00	
Water Expenses	5020400000	4,250,000.00	690,745.88	4,940,745.88	4,250,000.00	0.00	0.00	4,940,745.88	4,940,745.88	1,369,585.94	1,850,282.29	1,724,706.62	0.00	4,944,574.85	1,369,585.94	1,850,282.29	1,724,706.62	0.00	9,870,250.70	0.00	4,940,745.88	0.00	0.00	0.00	0.00	6,171.03	0.00	
Utility Expenses	5020401000	800,000.00	15,451.25	815,451.25	800,000.00	0.00	0.00	815,451.25	815,451.25	226,588.66	393,741.97	229,969.69	0.00	809,299.22	226,588.66	363,741.91	229,969.65	0.00	1,429,599.43	0.00	6,171.03	0.00	0.00	0.00	0.00	0.00	0.00	
Electricity Expenses	5020402000	3,450,000.00	675,294.63	4,125,294.63	3,450,000.00	0.00	0																					

Department : Department of Health (DOH)
 Agency : Office of the Secretary
 Operating Unit : Metro Manila Centers for Health Development
 Organization Code (UAACS) : 13 001 0300013
 Fund Cluster : 01 Regular Agency Fund
 (e.g. UAACS Fund Cluster: 01-Regular Agency Fund, 02-Foreign Assisted Projects Fund, 03-Special Account-Locally Funded/Domestic Grants Fund, and 04-Special Account-Foreign Assisted/Foreign Grants Fund)

X	Current Year Appropriations
	Supplemental Appropriations
	Continuing Appropriations


Particulars	UAACS CODE	Appropriations		Allotments				Obligations					Disbursements				Balances						
		Authorized Appropriations	Adjusted Appropriations	Allotments Received	Adjustments (Reductions, Modifications/Augmentations)	Transfer To	Transfer From	Adjusted Allotments	1st Quarter Ending March 31	2nd Quarter Ending June 30	3rd Quarter Ending Sept. 30	4th Quarter Ending Dec. 31	TOTAL	1st Quarter Ending June 30	2nd Quarter Ending Sept. 30	3rd Quarter Ending Dec. 31	TOTAL	Unreleased Appropriations	Unobligated Allotments	Unpaid Obligations (15-20)*(23+24)			
1	2	3	4	5=(3+4)	6	7	8	9	10=(8+17-8+9)	11	12	13	14	15=(11+12+13+14)	16	17	18	19	20=(16+17+18+19)	21=(5-10)	22=(10-15)	23	24
Security Services	5021203000	5,000,000.00	417,297.06	5,417,297.06	5,000,000.00	417,297.06	0.00	0.00	5,417,297.06	5,417,297.06	0.00	0.00	0.00	5,417,297.06	0.00	382,182.90	1,373,212.98	0.00	1,755,395.78	0.00	0.00	0.00	3,661,901.29
Other General Services	5021299000	0.00	2,400.00	2,400.00	0.00	2,400.00	0.00	0.00	2,400.00	0.00	2,400.00	0.00	0.00	2,400.00	0.00	2,400.00	0.00	0.00	2,400.00	0.00	0.00	0.00	0.00
Other General Services	5021299099	0.00	2,400.00	2,400.00	0.00	2,400.00	0.00	0.00	2,400.00	0.00	2,400.00	0.00	0.00	2,400.00	0.00	2,400.00	0.00	0.00	2,400.00	0.00	0.00	0.00	0.00
Repairs and Maintenance	5021300000	1,463,000.00	537,771.40	2,000,771.40	1,463,000.00	537,771.40	0.00	0.00	2,000,771.40	498,085.80	162,397.75	410,523.65	0.00	1,071,007.00	138,157.00	237,872.09	283,796.79	0.00	659,815.85	0.00	0.00	929,796.40	411,391.15
Repairs and Maintenance - Buildings and Other Structures	5021304000	515,000.00	269,264.90	784,264.90	515,000.00	269,264.90	0.00	0.00	784,264.90	138,940.00	242,178.65	373,312.90	0.00	774,431.55	52,457.00	78,677.25	33,704.00	0.00	164,838.25	0.00	0.00	410,952.00	208,474.65
Buildings	5021304011	515,000.00	269,264.90	784,264.90	515,000.00	269,264.90	0.00	0.00	784,264.90	138,940.00	242,178.65	373,312.90	0.00	774,431.55	52,457.00	78,677.25	33,704.00	0.00	164,838.25	0.00	0.00	410,952.00	208,474.65
Repairs and Maintenance - Machinery and Equipment	5021305000	248,000.00	279,747.90	527,747.90	248,000.00	279,747.90	0.00	0.00	527,747.90	228,080.00	101,590.00	384,233.50	0.00	613,953.50	3,000.00	47,488.00	127,479.00	0.00	178,967.00	0.00	0.00	143,514.40	202,916.50
Office Equipment	5021305022	248,000.00	279,747.90	527,747.90	248,000.00	279,747.90	0.00	0.00	527,747.90	228,080.00	101,590.00	384,233.50	0.00	613,953.50	3,000.00	47,488.00	127,479.00	0.00	178,967.00	0.00	0.00	143,514.40	202,916.50
Information and Communication Technology Equipment	5021305023	0.00	6,350.00	6,350.00	0.00	6,350.00	0.00	0.00	6,350.00	0.00	0.00	0.00	0.00	6,350.00	0.00	0.00	0.00	0.00	6,350.00	0.00	0.00	0.00	6,350.00
Other Machinery and Equipment	5021305099	0.00	66,200.00	66,200.00	0.00	66,200.00	0.00	0.00	66,200.00	0.00	0.00	0.00	0.00	66,200.00	0.00	0.00	0.00	0.00	66,200.00	0.00	0.00	0.00	66,200.00
Repairs and Maintenance - Transportation Equipment	5021306000	525,000.00	0.00	525,000.00	525,000.00	0.00	0.00	0.00	525,000.00	70,000.00	113,560.00	66,755.00	0.00	250,315.00	70,000.00	61,055.00	119,260.00	0.00	250,315.00	0.00	0.00	274,885.00	0.00
Motor Vehicles	5021306001	525,000.00	0.00	525,000.00	525,000.00	0.00	0.00	0.00	525,000.00	70,000.00	113,560.00	66,755.00	0.00	250,315.00	70,000.00	61,055.00	119,260.00	0.00	250,315.00	0.00	0.00	274,885.00	0.00
Repairs and Maintenance - Furniture and Fixtures	5021307000	175,000.00	(74,387.00)	100,613.00	175,000.00	(74,387.00)	0.00	0.00	100,613.00	0.00	0.00	0.00	0.00	100,613.00	0.00	0.00	0.00	0.00	100,613.00	0.00	0.00	0.00	100,613.00
Repairs and Maintenance - Semi-transportable Machinery and	5021321000	0.00	63,145.60	63,145.60	0.00	63,145.60	0.00	0.00	63,145.60	80.00	0.00	0.00	0.00	63,145.60	15,700.00	47,151.84	293.76	0.00	63,145.60	0.00	0.00	0.00	63,145.60
Office Equipment	5021321002	0.00	30,769.60	30,769.60	0.00	30,769.60	0.00	0.00	30,769.60	80.00	0.00	0.00	0.00	30,769.60	15,700.00	47,151.84	293.76	0.00	63,145.60	0.00	0.00	0.00	63,145.60
Information and Communications Technology Equipment	5021321003	0.00	32,376.00	32,376.00	0.00	32,376.00	0.00	0.00	32,376.00	0.00	0.00	0.00	0.00	32,376.00	0.00	0.00	0.00	0.00	32,376.00	0.00	0.00	0.00	32,376.00
Financial Assistance/Subsidy	5021400000	35,456,000.00	2,219,008,582.20	2,254,464,582.20	35,456,000.00	(632,438,314.07)	(10,690,700.00)	2,862,137,596.27	2,254,464,582.20	291,691,544.00	425,252,539.00	804,104,990.54	0.00	1,496,999,073.54	0.00	4,915,544.00	895,611,975.85	0.00	900,527,519.85	0.00	0.00	773,505,508.68	580,431,563.69
Financial Assistance to NGOs	5021402000	2,200,000.00	928,860,433.58	928,860,433.58	2,200,000.00	(1,928,592,162.69)	(6,885,000.00)	2,862,137,596.27	928,860,433.58	28,850,000.00	41,298,321.00	85,759,603.92	0.00	156,908,934.92	0.00	2,500,000.00	51,648,321.00	0.00	54,148,321.00	0.00	0.00	773,505,508.68	101,756,603.92
Financial Assistance to Local Government Units	5021403000	29,706,000.00	93,004,919.00	122,710,919.00	29,706,000.00	93,004,919.00	0.00	0.00	122,710,919.00	5,515,544.00	58,608,000.00	58,587,375.00	0.00	122,710,919.00	0.00	2,415,544.00	26,550,000.00	0.00	28,965,544.00	0.00	0.00	0.00	93,745,375.00
Financial Assistance to Local Government Units	5021403000	29,706,000.00	93,004,919.00	122,710,919.00	29,706,000.00	93,004,919.00	0.00	0.00	122,710,919.00	5,515,544.00	58,608,000.00	58,587,375.00	0.00	122,710,919.00	0.00	2,415,544.00	26,550,000.00	0.00	28,965,544.00	0.00	0.00	0.00	93,745,375.00
Biosecurity Support to Government-Owned and/or Controlled	5021404000	0.00	1,202,343,229.62	1,202,343,229.62	0.00	1,202,343,229.62	0.00	0.00	1,202,343,229.62	217,236,000.00	325,346,218.00	699,761,011.62	0.00	1,202,343,229.62	0.00	0.00	817,413,654.85	0.00	817,413,654.85	0.00	0.00	0.00	384,929,574.77
Subsidy Support to Operations of GOCCs	5021404011	0.00	1,202,343,229.62	1,202,343,229.62	0.00	1,202,343,229.62	0.00	0.00	1,202,343,229.62	217,236,000.00	325,346,218.00	699,761,011.62	0.00	1,202,343,229.62	0.00	0.00	817,413,654.85	0.00	817,413,654.85	0.00	0.00	0.00	384,929,574.77
Subsidy to Operating Units	5021406000	3,500,000.00	(3,000,000.00)	500,000.00	3,500,000.00	895,700.00	(3,805,700.00)	0.00	500,000.00	0.00	0.00	0.00	0.00	0.00	0.00	0.00	0.00	0.00	500,000.00	0.00	0.00	0.00	500,000.00
Subsidies - Others	5021406000	3,500,000.00	(3,000,000.00)	500,000.00	3,500,000.00	895,700.00	(3,805,700.00)	0.00	500,000.00	0.00	0.00	0.00	0.00	0.00	0.00	0.00	0.00	0.00	500,000.00	0.00	0.00	0.00	500,000.00
Taxes, Insurance Premiums and Other Fees	5021500000	481,000.00	12,102,159.90	12,583,159.90	481,000.00	12,102,159.90	0.00	0.00	12,583,159.90	3,393,369.59	2,892,967.14	5,826,556.87	0.00	12,112,875.66	29,822.29	1,588,941.99	1,863,681.37	0.00	3,479,444.75	0.00	0.00	470,284.30	8,633,430.85
Taxes, Duties and Licenses	5021501000	141,000.00	4,847.25	145,847.25	141,000.00	4,847.25	0.00	0.00	145,847.25	9,305.00	83,550.07	92,992.18	0.00	145,847.25	9,305.00	60,329.06	66,908.18	0.00	136,542.24	0.00	0.00	0.00	9,305.01
Taxes, Duties and Licenses	5021501001	141,000.00	4,847.25	145,847.25	141,000.00	4,847.25	0.00	0.00	145,847.25	9,305.00	83,550.07	92,992.18	0.00	145,847.25	9,305.00	60,329.06	66,908.18	0.00	136,542.24	0.00	0.00	0.00	9,305.01
Fidelity Bond Premiums	5021502000	220,000.00	104,000.00	324,000.00	220,000.00	104,000.00	0.00	0.00	324,000.00	7,500.00	180,375.00	136,125.00	0.00	324,000.00	0.00	187,875.00	136,125.00	0.00	324,000.00	0.00	0.00	0.00	6,624,125.84
Insurance Expenses	5021503000	120,000.00	11,993,312.65	12,113,312.65	120,000.00	11,993,312.65	0.00	0.00	12,113,312.65	3,376,557.59	2,629,032.07	5,637,439.89	0.00	11,643,028.55	20,517.29	1,337,737.03	1,860,948.19	0.00	3,018,902.51	0.00	0.00	0.00	0.00
Labor and Wages	5021600000	0.00	41,900.00	41,900.00	0.00	41,900.00	0.00	0.00	41,900.00	2,900.00	2,850.00	2,850.00	0.00	40,150.00	0.00	11,300.00	28,850.00	0.00	40,150.00	0.00	0.00	1,790.00	0.00
Labor and Wages	5021601000	0.00	41,900.00	41,900.00	0.00	41,900.00	0.00	0.00	41,900.00	2,900.00	2,850.00	2,850.00	0.00	40,150.00	0.00	11,300.00	28,850.00	0.00	40,150.00	0.00	0.00	1,790.00	0.00
Other Maintenance and Operating Expenses	5022900000	15,715,000.00	587,495,964.52	603,180,964.52	15,715,000.00	449,994,837.32	0.00	137,471,127.20	603,180,964.52	119,289,995.00	410,391,953.00	47,441,400.20	0.00	577,123,313.15	88,065,427.15	256,301,093.66	173,906,371.06	0.00	517,272,891.87	0.00	0.00	69,850,421.28	1,251,588.20
Advertising Expenses	5022901000	4,212,000.00	(2,691,367.99)	1,520,632.01	4,212,000.00	(2,691,367.99)	0.00	0.00	1,520,632.01	0.00	136,819.20	1,308,590.20	0.00	1,465,399.40	0.00	0.00	93,811.20	0.00	93,811.20	0.00	0.00	165,233.04	0.00
Printing and Publication Expenses	5022902000	1,729,000.00	2,475,321.53	4,204,321.53	1,729,000.00	2,475,321.53	0.00	348,944.00	4,204,321.53	706,672.80	2,202,710.36	951,390.20	0.00	3,860,773.36	14,640.00	445,990.87	259,972.92						


Department : Department of Health (DOH)
 Agency : Office of the Secretary
 Operating Unit : Metro Manila Centers for Health Development
 Organization Code (UACS) : 13 001 0300013
 Fund Cluster : 01 Regular Agency Fund

X	Current Year Appropriations
	Supplemental Appropriations
	Continuing Appropriations

(e.g. UACS Fund Cluster: 01-Regular Agency Fund, 02-Foreign Assisted Projects Fund, 03-Special Account-Locally Funded/Domestic Grants Fund, and 04-Special Account-Foreign Assisted/Foreign Grants Fund)


Particulars	UACS CODE	Appropriations			Allotments			Obligations					Disbursements					Balances								
		Authorized Appropriations	Adjustments (Transfer To/From, Modifications/ Augmentations)	Adjusted Appropriations	Allotments Received	Adjustments (Reductions, Modifications/ Augmentations)	Transfer To	Transfer From	Adjusted Allotments	1st Quarter Ending March 31	2nd Quarter Ending June 30	3rd Quarter Ending Sept. 30	4th Quarter Ending Dec. 31	TOTAL	1st Quarter Ending March 31	2nd Quarter Ending June 30	3rd Quarter Ending Sept. 30	4th Quarter Ending Dec. 31	TOTAL	Unreleased Appropriations	Unobligated Allotments	Unpaid Obligations (15-20)+(23+24)				
																						10=[(6+7)-8+9]	11	12	13	14
Information and Communication Technology Equipment	5060405003	0.00	698,400.00	698,400.00	0.00	0.00	0.00	698,400.00	698,400.00	0.00	0.00	116,576.00	0.00	116,576.00	0.00	0.00	0.00	0.00	0.00	0.00	0.00	0.00	0.00	581,824.00	0.00	116,576.00
Medical Equipment	5060405011	0.00	145,720,000.00	145,720,000.00	0.00	(135,000,000.00)	0.00	280,720,000.00	145,720,000.00	4,238,028.50	14,466,080.95	7,700,810.00	0.00	26,454,919.45	0.00	380,828.58	7,873,232.82	0.00	8,267,061.20	0.00	119,285,082.55	0.00	18,167,856.25			
Transportation Equipment Outlay	5060406000	0.00	28,000,000.00	28,000,000.00	0.00	0.00	0.00	28,000,000.00	28,000,000.00	8,484,000.00	0.00	6,007,773.00	0.00	14,491,773.00	0.00	0.00	0.00	0.00	0.00	0.00	13,508,227.00	0.00	14,491,773.00			
Motor Vehicles	5060406001	0.00	28,000,000.00	28,000,000.00	0.00	0.00	0.00	28,000,000.00	28,000,000.00	8,484,000.00	0.00	6,007,773.00	0.00	14,491,773.00	0.00	0.00	0.00	0.00	0.00	0.00	13,508,227.00	0.00	14,491,773.00			
B. AUTOMATIC APPROPRIATIONS		9,459,000.00	22,828,526.60	32,287,526.60	9,459,000.00	0.00	0.00	22,828,526.60	32,287,526.60	1,469,211.67	8,762,483.76	8,017,044.08	0.00	18,248,839.51	1,469,211.67	8,762,483.76	8,017,044.08	0.00	18,248,839.51	0.00	14,038,687.09	0.00	0.00			
Retirement and Life Insurance Premiums		9,459,000.00	22,828,526.60	32,287,526.60	9,459,000.00	0.00	0.00	22,828,526.60	32,287,526.60	1,469,211.67	8,762,483.76	8,017,044.08	0.00	18,248,839.51	1,469,211.67	8,762,483.76	8,017,044.08	0.00	18,248,839.51	0.00	14,038,687.09	0.00	0.00			
C. SPECIAL PURPOSE FUNDS		0.00	53,420,000.00	53,420,000.00	0.00	0.00	0.00	53,420,000.00	53,420,000.00	0.00	0.00	12,000,000.00	0.00	12,000,000.00	0.00	0.00	1,400,000.00	0.00	1,400,000.00	0.00	41,420,000.00	0.00	10,600,000.00			
Compensation and Other Benefits for COVID-19 Workers in Health Facilities		0.00	53,420,000.00	53,420,000.00	0.00	0.00	0.00	53,420,000.00	53,420,000.00	0.00	0.00	12,000,000.00	0.00	12,000,000.00	0.00	0.00	1,400,000.00	0.00	1,400,000.00	0.00	41,420,000.00	0.00	10,600,000.00			
Financial Assistance/Subsidy	5021400000	0.00	53,420,000.00	53,420,000.00	0.00	0.00	0.00	53,420,000.00	53,420,000.00	0.00	0.00	12,000,000.00	0.00	12,000,000.00	0.00	0.00	1,400,000.00	0.00	1,400,000.00	0.00	41,420,000.00	0.00	10,600,000.00			
Financial Assistance to NGAs	5021400000	0.00	53,420,000.00	53,420,000.00	0.00	0.00	0.00	53,420,000.00	53,420,000.00	0.00	0.00	12,000,000.00	0.00	12,000,000.00	0.00	0.00	1,400,000.00	0.00	1,400,000.00	0.00	41,420,000.00	0.00	10,600,000.00			
GRAND TOTAL		483,681,000.00	4,456,331,403.61	4,940,012,403.61	483,681,000.00	0.00	(10,690,700.00)	4,467,022,103.61	4,940,012,403.61	1,108,780,871.24	1,233,568,330.62	1,274,304,643.79	0.00	3,616,653,809.46	233,699,982.41	983,607,837.13	1,361,762,300.46	0.00	2,188,969,719.99	0.00	1,323,358,464.13	5,381,937.22	1,412,311,252.27			

Certified Correct:

 MA. YEIZA A. PERALTA
 Administrative Officer V
 Date: 2022-10-31 22:36:24

Certified Correct:

 MARJORIE G. FABUNAN, CPA
 Accountant III
 Date: 2022-10-31 22:36:24

Recommending Approval:

 PHILIP F. DU, CPA, MBM
 Chief Administrative Officer
 Date: 2022-10-31 22:52:57

Approved By:

 GLORIA J. BALBOA, MD, MPH, MHA, CEO VI, CESO III
 Director IV
 Date: 2022-10-31 22:56:01